

**Welcome to
Stage 2**

2019


Love of Learning



ORAN PARK
PUBLIC SCHOOL

Acknowledgement of Country

Oran Park Public School wish to respectfully acknowledge the Dharawal people whose land is where our school and community are built upon. We wish to pay our respects to the elders, both past and present. Through our love of learning we will also be custodians of this land, whilst remembering our first nation's people and all the nations' people who call Australia home.



Welcome

Welcome to Oran Park Public School.

We are very excited to start the new year!

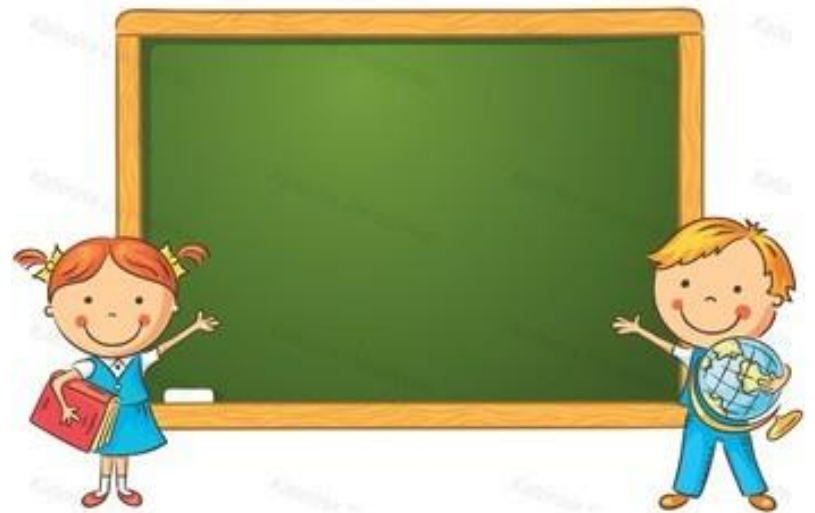




Stage 2 Teachers

Isuzu
Monaro
Pontiac
Saleen
Citroen
MG
Genesis
Ferrari
Koenigsegg
Hudson
Jeep
Land Rover
Audi

Mrs Carr
Mrs MacDiarmid
Miss Allard
Mr McLaren
Mr Dodds
Miss Savvas
Miss Gulliford
Miss Fulwood
Mrs Salmon
Miss Kidd
Mrs Hallinan
Mrs Skinner
Mr Boyd





Stage 2 Executive

Assistant Principals
Deputy Principal

Mr Clark & Mr Ryan
Mr Kellaway






Absences

If your child is absent from school, a written explanation is required on the first day your child returns to school. Decisions to seek leave for students over an extended period should not be taken lightly.

Where pressing circumstances necessitate an extended absence from school, the school cannot be responsible for providing extensive details of work which the student will miss.

Lengthy absences of more than two weeks need to be discussed with the principal and parents are required to complete an exemption from school form.

Assessment and Reporting







Students will be assessed on a continuous basis throughout the year. Teachers will track student progress against Foundation Statements as well as Literacy and Numeracy Learning continuums through a combination of work samples, observations, discussions, projects and assessment tasks.

Reports on student progress will be sent home at the conclusion of Term 1 and at the end of each semester. Parents are encouraged to discuss their child's progress with the class teacher at any time throughout the year, as well as at formal interview times at the end of Term 2.

Behaviour

All students have a right to feel safe and secure whilst at school. The children are made aware of school and classroom rules and the positive/negative consequences associated with good or unacceptable behaviour. The school actively adheres to the anti bullying policy and procedures.

<i>ORAN PARK PUBLIC SCHOOL VALUES</i>	
	<i>Organised</i>
	<i>Proud</i>
	<i>Productive</i>
	<i>Safe</i>





Super Student!

Great Job!

Ready to Learn

Warning


Time Out

Time Out
in Another
Classroom


Positive Behaviour for Learning

PBL lessons will be taught by all class teachers on a Tuesday.

Whole School Positive Behaviour



Merit Award
Sport Award
PBL Award
X 10



X 2




X 2

Medallion



Stage 2 Break Activities


3-6 Break Time Activities					
Break	Monday	Tuesday	Wednesday	Thursday	Friday
Morning					
1st Break	Social Skills (Infiniti)	Social Skills (Infiniti)	Social Skills (Infiniti)	Social Skills (Infiniti)	Social Skills (Infiniti)
	Dance (Hall)	Dance (Hall)	Chess (Mercedes)	Dance (Hall)	Dance (Hall)
2nd Break	Cricket (Oval)	Chess (Mercedes)	Art Club (Ferrari)	Art Club (Ferrari)	Chess (Mercedes)
	Social Skills (Infiniti)	Social Skills (Infiniti)	Social Skills (Infiniti)	Social Skills (Infiniti)	Social Skills (Infiniti)
2nd Break	Gardening (Porsche)	Choir (MG)	Maths Club (Hummer)		Mindfulness (Bugatti)
					Gardening (Porsche)
					STEAM (Skoda)



Before and After School Supervision of Students

All children are expected to be at school prior to 9:10am, when lessons commence. In the morning, students should be dropped off and left in the care of the teachers on morning duty. For the safety of students and ease of supervision we ask that parents and carers do not enter the playground. Children who arrive late to school must report to the office for a late note. In the afternoon parents are asked to collect children at 3:10pm. Teachers are unable to supervise students after this time due to staff meetings and personal commitments.

A Before and After School Care service is provided in the school hall for students of working parents.




Communication

Teachers are required to commence lessons from 9:10am. As such, any discussions with parents need to take place prior to 9:10am or after 3:10pm.

Please contact the office to arrange an appropriate time to meet with your child's teacher.

Stage Newsletters are sent out during the term via the Oran Park Public School Skoolbag App which is also used to circulate important information.





Community Cafe

Our school holds a *Community Cafe* in weeks 3, 6, and 9 of each term. These are held in the library and each session is a great opportunity to meet other parents and caregivers as well as some of our staff members.

Each session has a different focus so keep an eye out for alerts sent out via the Skoolbag app.

Afternoon tea is provided!





Homework

Stage 2 students have been given an overview of suggested activities to consolidate their learning at school. Students are not required to return these activities to their teachers.



STAGE 2 HOMEWORK



Maths

To help develop maths skills the selection of activities attached are for adults and children to do together at home and are intended to promote investigative and enquiry skills. Please choose one to two activities each week. Activities may be repeated many times throughout the year. These activities are aligned with the content the children are learning at school.

Reading

Students are encouraged to read on a daily basis for 20-30 minutes. Texts can come from a range of sources. They can be found online (e.g. WUSHKA), library, comic books or magazines. It is important students are reading a text that is of interest to them.

Talking and Listening

Ask your family about their day and tell them about yours. Ask questions to help you understand things people are telling you.

Don't forget to go outside and have some fun playing!

Stage 2 Maths Homework Activities: Term 1

To help your child develop their maths skills this selection of activities are for adults and children to do together at home and are intended to promote investigative and enquiry skills. Please choose one or two activities each week. Activities may be repeated many times throughout the year.

Remember 1km = 1000metres, 1 metre = 100 centimetres, 1cm = 10 millimetres.	
Length	Kilometres (km): In a car/bus/atlas, discuss the distance between places. Walk a kilometre from your home. Where does it take you? Record the distance (in Km) of any journeys taken.
	Metres (m): At home find items shorter/longer than a metre. Order objects according to length.
	Centimetres and mm: In your family who has the longest jump/shortest hair/shortest leg/longest throw etc. Estimate first then measure accurately. Record as 142cm, 1.42m or 1m 42cm.
Multiplication Tables	Millimetres and cm: Measure plants and monitor their growth, perhaps recording weekly. Snail race - measure how far a snail travels in 10 minutes (wash your hands!). Find a leaf that is 10cm, 43mm, etc. Record as 43mm or 4.3cm or 4cm 3mm.
	When you know your tables inside out and back to front, other bits of maths will be so much easier for you (like fractions, percentages etc). You are the only one that can learn them for you!
Games	Focus on one multiplication table each week until your child is confident. By the end of year 4 children are expected to know all tables to 10 x 10. They can be displayed and recited as children walk up and down the hallway, displayed in the bathroom, bedroom or kitchen. Also use them to write the matching number sentences from 1x to 10x. (e.g. 1 x 3 = 3, 2 x 3 = 6 etc.) Most children join in when we chant tables and can probably recite the multiples of tables, but the skill is in picking facts from the tables.
	Tables activities/questions (using example of 2 times table). Count each up and down "1 x 2=2, 2 x 2 = 4 etc then 10 x 2 = 20, 9 x 2 = 18 etc". If I have seven pairs of socks, how many have I got? Nine 2s. etc. I have 16shoes, how many pairs is that? I have 8 gloves, how many pairs is that? What is 3 x 2, 7 x 2, 14 divided by 2, 20 divided by 2 etc.
Games	These activities help your child with Addition and Subtraction in other areas of development
	Car plates: Using number plates, children can create and order numbers, add and multiply, identify odd and even numbers and patterns.
	Dice: great to generate numbers for addition and subtraction. * Roll 2 dice, add and then double the total. Roll a third die and subtract from the answer. * throw 4 or more dice and add. Look for fast ways to add. * Roll 3 dice to create a 3 digit number. Add the 3 dice together to add or subtract from the 3 digit number eg 204+112 etc. 204-112
	* Roll 2 dice, double the numerical value, then roll again to add or subtract. Eg. Roll 6 and 6 and double = 24. Roll 11, 24 + 11 = 32. Repeat for subtraction.
	Vary the size of the numbers depending on your child's confidence with numbers.
Board and Card Games: like Connect 4, Snakes and Ladders, Mastermind, Chess, Darts, Rummy, Go Fish etc are good for thinking skills.	
Bingo and Guess my Number: promote awareness of numbers.	
Trisom Puzzles - are good for developing spatial awareness.	

National Assessment Program for Literacy & Numeracy (NAPLAN)

Year 3 & 5 students participate in the NAPLAN assessments as part of an agreement adopted by all Australian Education Ministers.


Students complete four tests; Reading, Writing, Language Conventions and Numeracy. These tests will take place on days between May 14th, 15th & 16th.



Morning Routine

Day, date and weather
100 Days of Learning
Sentence of the day
Talk for Learning


- Whole school program
- First 30 minutes of the day




Syllabus Documents

All relevant syllabus documents can be found at:

<http://educationstandards.nsw.edu.au>



NSW
EDUCATION
STANDARDS
AUTHORITY



English

Spelling

Writing

Reading

Handwriting

Speaking and Listening


WUSHKA online resource





Mathematics

Number and Algebra
Measurement and Geometry
Statistics and Probability





Mathematics

Term 1

Whole Number
Addition and Subtraction
Patterns and Algebra
Length
Angles
Chance

Term 2

Addition and Subtraction
Patterns and Algebra
Multiplication and Division
2D Space
Length
Time

Term 3

Multiplication and Division
Fractions and Decimals
Area
Time
Position
Data

Term 4

Fractions and Decimals
Patterns and Algebra
Volume and Capacity
Length
3D Space



Science

Term 1
Earth and Space

Term 2
Physical World

Term 3
Living World

Term 4
Chemical World

History & Geography

Term 1
Places are Similar and Different

Term 2
Community and Remembrance

Term 3
The Earth's Environment

Term 4
First Contacts



Sport

Sport will take place on Fridays. Gala Days will operate during Term 2 and 3 and students will be eligible to trial for the sports below.

Term 2	Term 3
Rugby League Soccer Netball Hockey AFL	League-Tag Touch Football Cricket T-Ball/Softball

In Term 2, Stage 2 will have the opportunity to partake in a gymnastics and athletics program. Payment information to come later this term.

Students should wear their sports uniform and joggers to school on sport days. The activities will focus on a variety of sport specific skills and are varied each term.

Camp

Year 4 students will be offered the opportunity to attend an overnight camp during Term 4. Dates and location are being finalised. Once this has occurred, further information will be provided to Year 4 students' parents/carers.




Scripture

Special Religious Education is offered on Tuesdays of even weeks.



Library

Borrowing for Stage 2 students will be before school, Monday to Thursday.




Assembly

Every even Wednesday in the hall at 12:15pm. Assistant Principal awards will be handed out at the last assembly of the term.

Equipment

Stage 2 (Years 3 & 4)

- * Pencil Case
- * HB lead pencils (minimum of 4)
- * 2 red and 2 blue ballpoint pens (Year 4 only)
- * 3 whiteboard markers per term
- * 1 mini whiteboard eraser or a sock
- * 30cm ruler showing cm and mm (no metal or bendy rulers)
- * 1 set of coloured pencils
- * 1 set of twist up crayons
- * 1 standard white eraser
- * 1 small sharpener
- * 2 glue sticks per term
- * Scissors
- * Headphones (to use with iPads and computers)
- * Library bag
- * 2 highlighters
- * A4 lined Homework Book (not spiral bound)
- * 2 rolls of paper towel
- * 2 boxes of tissues
- * 1 liquid soap dispenser
- * 2 packets of wet wipes
- * Dictionary/ Thesaurus
- * A paint shirt or art smock (optional)



Mobile Phones


If your child is required to bring a mobile phone to school, please ensure the following protocols are discussed with your child/ren;

- Phones must remain in bags prior to and after school
- Where possible, mobile phones should only be used outside of school grounds
- Students are not to share content on their phone with another student
- Phones need to be handed to the class teacher at 9:10am. They will be returned at 3:10pm
- Please note that staff do not take responsibility for any phones that are brought to school.



A few reminders.....

Canteen Money: Less is Best



Fruit Break: Daily - Please pack fruit everyday

Hats: No hat No Play. All Hats must be the school wide brim. No caps.

To support our students with food related allergies, we ask that you **do not** supply your children with eggs or nut based products such as peanut butter, Nutella, bars and biscuits with nuts or mixed nuts.

No money is collected by teachers. Please send all money to the office in an envelope clearly labelled with name, class, amount enclosed and activity and place in the money collection box located on the outside of the office wall.



QUESTIONS?

Thank you for your attendance.

**WE LOOK FORWARD TO A
WONDERFUL YEAR AHEAD!**

Stage Two Teachers